

Aircraft Lower Deck ULD's

Designation		Dimensions			Weight		Photo	Nominal Base Load
	IATA	Base	Length	Height	Tare Weight	Max Gross		
		(in) (mm)	(in) (mm)	(in) (mm)	(LB) (KG)	(LB) (KG)	(PSI)	

LD1	AKC	60.4 x 61.5 1534 x 1562	91.6 2327	64 1625	178 81	3500 1588		0.94
-----	-----	----------------------------	--------------	------------	-----------	--------------	--	------

LD2	DPE/DPN	60.4 x 47 1534 x 1194	61.5 1562	64 1625	141 64	2700 1225		0.95
-----	---------	--------------------------	--------------	------------	-----------	--------------	--	------



LD3	AKE	60.4 x 61.5 1534 x 1562	79 2007	64 1625	168 76	3500 1588		0.94
-----	-----	----------------------------	------------	------------	-----------	--------------	--	------





LD3-45	AKH	60.4 x 61.5 1534 x 1562	96 2438	45 1143	185 84	3500 1588		0.94
--------	-----	----------------------------	------------	------------	-----------	--------------	--	------





Aircraft Lower Deck ULD's

Designation		Dimensions			Weight		Photo	Nominal Base Load
	IATA	Base	Length	Height	Tare Weight	Max Gross		
		(in) (mm)	(in) (mm)	(in) (mm)	(LB) (KG)	(LB) (KG)	(PSI)	

LD4	DQP	60.4 x 96 1534 x 2438	96 2438	64 1625	238 108	5400 2449		0.93
-----	-----	--------------------------	------------	------------	------------	--------------	---	------

LD6	ALF	60.4 x 125 1534 x 3175	160 4064	64 1625	355 161	7000 3175		0.93
-----	-----	---------------------------	-------------	------------	------------	--------------	---	------

LD8	DQF	60.4 x 96 1534 x 2438	125 3175	64 1625	264 120	5400 2449		0.93
-----	-----	--------------------------	-------------	------------	------------	--------------	--	------

LD9	AAP	88 x 125 2235 x 3175	125 3175	63.4 1610	485 220	13300 6033		1.21
-----	-----	-------------------------	-------------	--------------	------------	---------------	---	------

Aircraft Lower Deck ULD's

Designation		Dimensions			Weight		Photo	Nominal Base Load
	IATA	Base	Length	Height	Tare Weight	Max Gross		
		(in) (mm)	(in) (mm)	(in) (mm)	(LB) (KG)	(LB) (KG)		(PSI)

AMP

96 x 125  
2438 x 3175

125  
3175

63.5  
1612

533  
242

15000  
6804



1.25

LD26

AAF

88x125  
2235 x 3175

159.8  
4059

63.5  
1613

586  
266

13300  
6033



1.21

LD29

AAU

88 x 125  
2235 x 3175

186  
4724

63.5  
1613

621  
282

13300  
6033

1.21

LD36

AMF

96x125  
2438 x 3175

160  
4060

63.5  
1613

617  
280

11020  
5000

0.92

Aircraft Lower Deck ULD's

Designation		Dimensions			Weight		Photo	Nominal Base Load
	IATA	Base	Length	Height	Tare Weight	Max Gross		
		(in) (mm)	(in) (mm)	(in) (mm)	(LB) (KG)	(LB) (KG)		(PSI)

LD39	AMU	96 x 125 2438 x 3175	186 4724	63.5 1613	650 295	13300 6033		
------	-----	-------------------------	-------------	--------------	------------	---------------	--	--



1.11

Nominal Base Load = Max Gross Weight/Area of Base